



Artist entry form 2024

We invite you to be part of the Australian Wearable Art Festival 2024 by submitting your entry. This is your opportunity to showcase your unique vision and creativity across three shows on a 27-metre catwalk. To ensure your submission stands out, please consider the following information.

What should I include in my entry?

Entries will be reviewed by the Australian Wearable Art Festival selection panel to determine finalists for 2024.

Each artist entry must include:

- **Artist bio:** No more than 100 words, provide information on your artistic practice and career. If you are a successful Finalist, this personal information about you and your art practice may be used to introduce you to the public through AWAFF's marketing team.
- **Portfolio of previous works:** Include separate high-resolution photos of previous wearable art works. If you have no previous wearable art, it is highly recommended that you send photos of your work in progress with your application, along with photos of any other previous artworks.
- **In-progress documentation:** Include high-resolution photos documenting the stages of your design's development (if applicable). This offers insights into your creative process.
- **Written design overview or statement of intent:** In no more than 100 words, clearly articulate your design concept, its materials and methods, highlighting key features, the overall theme and alignment with the four main AWAFF categories (see 'Awards, categories and judging process' handout for more information).
- **Design sketches:** Provide sketches showcasing your design on a figure. These can be either digital or hand-drawn, offering a visual understanding of the wearable art piece.
- **Mood/concept board:** Present a visual representation of your design using a mood or concept board, indicating materials, techniques, colour schemes and inspiration.
- **Social media links:** It is recommended that you create an art profile – if you haven't already got one and these links, if you are successful, will be 'tagged' on posts both before and after the event.



Other considerations

Interested artists are strongly encouraged to demonstrate the below considerations in compiling their artist entry:


- **Design backstory or concept:** Share the narrative behind your wearable art. Convey the inspiration, symbolism or any meaningful elements embedded in your creation.
- **Considerations for stage presentation:** Indicate how your design will be presented in the catwalk show, emphasising movement and coordination that creates visual impact from multiple angles.
- **Attention to comfort and assembly:** Outline considerations for the model's comfort during wear and backstage assembly logistics.
- **Construction details:** Highlight your planning for the structural soundness of your piece, especially as it will be featured in three shows i.e. meticulous attention to detail and craftsmanship in the garment's construction will be crucial in the judging process.


How will my entry be judged?

Your entry will be assessed by an independent selection panel. Should your entry be successful, your final design will be reviewed by the AWAF judging panel at the Festival.

For more information on the judging process, see 'Awards, categories and judging process' handout.

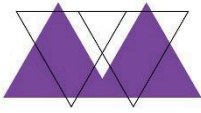
Example EOI submissions





A U S T R A L I A N
W E A R A B L E
A R T
f e s t i v a l





AUSTRALIAN
WEARABLE
ART
festival

FLORIANA

ENTRY CONCEPT

CONCEPT SKETCHES

SWATCHES AND TESTING

PROTOTYPE

traditional crochet presented in a way that no one has seen nostalgia and avant-garde meet and have a party

The headpiece is a outward representation of my crazy neurodivergent brain

exaggerated silhouette extending the body

high contrast

earth tones x rainbow tones no patterns random colours

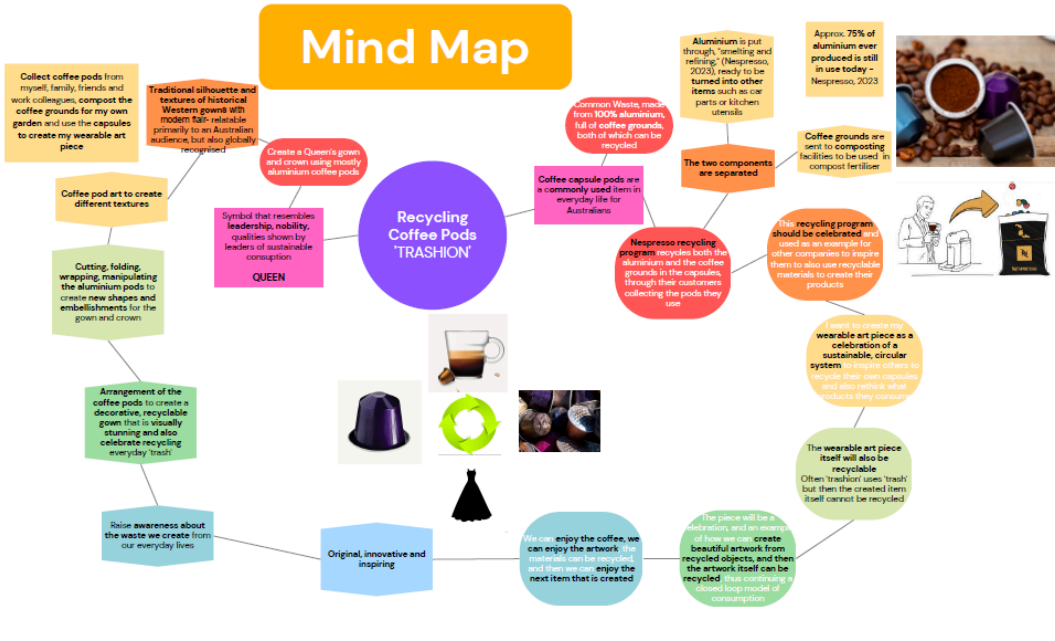
unexpected textures


headpiece creating a new face silhouette with dramatic ruffles

layered ruffles & netting neutral base colorful elements




AUSTRALIAN
WEARABLE
ART
festival





A U S T R A L I A N
W E A R A B L E
A R T
f e s t i v a l



arrangement with colour to create shape/depth



Examples of material manipulations with coffee pods



cutting and twisting

linking flattened pods, connecting like chain mail



cutting into shape to expand form into flower, cutting and arranging into florals



cutting and folding into form of butterfly




cut and arranged into rose




Coffee Queen

Australian Wearable Art, Statement of Intent

Coffee Queen is a celebration of recycling processes and programs that have been implemented by leading brands, encouraging consumers to re-think their purchasing habits and the life of products after their intended use. With the use of mostly coffee pod capsules, the gown and crown will be created through manipulating the capsules' form into new textures and shapes in a decorative way. I have started collecting coffee pods from my own use, as well as from work, family and friends. I intend to use the leftover coffee grounds in compost for my own garden, and then use the aluminium shells to create my piece. Coffee Queen will be a work of wearable art, made from everyday trash, and will also have the ability to be recycled after the competition, as necessary.



A U S T R A L I A N
W E A R A B L E
A R T
f e s t i v a l



Currently this piece is still in the process of being made. However I have a full idea of the final concept.

The piece is made from all different materials including PVC plastic, resin, foam clay, crystals, beads and shells.

The dress is ment to represent peace as Koi fish are swimming through the water which makes up the silhouette of the dress. Koi fish are a symbol love in Japan which is how I got my inspiration. I want people to feel a sense of calm and beauty when looking at the piece.



Madison Griinke-Visser

0466332295
madison.art.makeup@gmail.com